

Nizoral^{TRADEMARK}

(ketoconazole) (tablets)

over 3 million
prescriptions
world-wide:

the new beginning
in antifungal therapy.



Doctors and patients around the world are discovering the modern simplicity of Nizoral oral therapy. Common but problematic fungal infections

can now be treated effectively and conveniently. Typically, in recurrent *Candida* vaginitis, 2 oral tablets once daily for 5 days is all it takes today to effectively cure the problem.



JANSSEN
PHARMACEUTICA


the drug discovery company

Prescribing Information

Presentation: white, flat, half scored uncoated tablets marked "Janssen" on one side and K/200 on the reverse. Each tablet contains 200 mg ketoconazole.

Uses: Nizoral is an orally active antimycotic for the treatment in adults of vaginal candidosis, superficial and systemic mycoses including dermatophyte and yeast infections of the skin, hair and nails, yeast infections of the mouth and G.I. tract. Also maintenance treatment of systemic mycoses and chronic mucocutaneous candidosis and prophylaxis in "at risk" patients. In children, systemic mycoses and severe local infections where previous topical treatment has failed.

Side-effects, precautions, contra-indications: Contra-indicated in pregnancy. For maximal absorption Nizoral should be taken with meals. The use of agents which reduce gastric acidity (anti-cholinergic drugs, antacids, H₂-blockers) should be avoided and, if indicated, such drugs should be taken not less than two hours after Nizoral. Nausea, skin rash, headache and pruritus may occasionally be observed. Alterations in liver function tests have occurred in patients on ketoconazole, these changes may be transient. Cases of hepatitis have been reported with an incidence of about 1 per 10,000 patients. Some of these may represent an idiosyncratic adverse reaction to the drug. This should be borne in mind in patients on long-term therapy. If a patient develops jaundice or any symptoms suggestive of hepatitis, treatment with ketoconazole should be stopped. Mild asymptomatic increases of liver enzyme levels, on the other hand, do not necessitate discontinuation of the treatment. Ketoconazole, when given together with cyclosporin A results in increased blood levels of cyclosporin A. It is important that blood levels of cyclosporin A are monitored if the two drugs are given concomitantly. Ketoconazole 200 mg once daily produces a transient decrease in plasma levels of testosterone. During long term therapy at this dose, testosterone levels are usually not significantly different from controls. In rare instances, gynecomastia has been reported.



Claforan

cefotaxime
an antibiotic benchmark

Prescribing Information

Presentation Vials containing 500mg, 1g or 2g of cefotaxime sodium. **Indications** Infections before identification of the organism. Infections caused by bacteria of established sensitivity, including chest infections, septicaemia, urinary tract infections, soft tissue infections, obstetric and gynaecological infections, bone and joint infections, meningitis, gonorrhoea. **Dosage** Claforan is administered i.m. or i.v. **Adults:** Usually 2-6g daily (see full prescribing information). For infections caused by sensitive *Pseudomonas* spp., doses of more than 6g daily are usually required. **Children:** 100-150mg/kg/day in 2 to 4 divided doses. Up to 200mg/kg/day may be given in very severe infections. **Neonates:** 50mg/kg body weight daily in 2 to 4 equally divided doses. In cases of severe infection, divided daily doses of 150-200mg/kg have been given. **Dosage in renal impairment** Reduced dosage is only required in severe renal failure (GFR < 5ml/min = serum creatinine approx. 751 µmol/l) when, after an initial loading dose of 1g, the daily dose is halved without change in frequency of dosing. **Contra-indications** Known allergy to cephalosporins. **Precautions** Cephalosporin antibiotics may usually be given safely to patients who

are hypersensitive to penicillins, although cross reactions have been reported. Special care is indicated in patients who have had an anaphylactic response to penicillin. Patients with severe renal dysfunction — see previous. Cephalosporin antibiotics at high dosage should be given with caution to patients receiving aminoglycoside antibiotics or potent diuretics such as frusemide. At recommended doses, enhancement of nephrotoxicity is unlikely with Claforan. A false-positive reaction to glucose may occur with reducing substances. Claforan should not be mixed in the syringe with aminoglycoside antibiotics. The safety of Claforan in human pregnancy has not been established. **Side effects** Adverse reactions are rare and generally mild and transient, but include diarrhoea (pseudomembranous colitis has been rarely reported), candidiasis, rashes, fever, eosinophilia, leukopenia, transient rises in liver transaminase and alkaline phosphatase, transient pain at the site of injection and phlebitis. **Product licence holder and number** Roussel Laboratories Ltd., Broadwater Park, North Orbital Road, Uxbridge, Middlesex UB9 5HP. 0109/0074. **Package quantities and basic N.H.S. price** Vials of 500mg, 1g and 2g in packs of 10. One gram vial £4.95. **Date of preparation** November 1984.

ROUSSEL



35 Boulevard des Invalides,
75007 Paris, Cedex 07, France

An important new book for all diagnosticians of breast disease

An Atlas and Text of The Breast: Clinical Radiodiagnosis

Jean-Louis Lamarque

'A comprehensive account of current knowledge of the diagnosis and management of breast disease . . . will do a lot to disseminate information on a topic that is of great concern . . . all available diagnostic aids are discussed in detail and pride of place is given to the use of mammography. The detection of breast cancer and its prevention and early diagnosis are covered in one section, where consideration is given to the possible risks of irradiation . . . there is much that will help clinicians who are struggling with the difficulties of diagnosing and managing breast disorders.'

British Medical Journal

'An excellent book of interest to all involved in the diagnosis and management of breast disease.' **The British Journal of Radiology**

Contents include: Anatomy and embryology; Physiology and physiopathology; Radiohistological and radio-anatomical principles; Anatomico-pathological principles; Techniques and methodology of radiographic explorations; Results; Allied or other supplementary investigations including Ultrasound; Radioclinical approach – Mammography in current practice; The Management of breast diseases; Detection; The breast and irradiation; Therapeutic trends.

54 full colour 1029 b/w photographs

ISBN 0 7234 0818 1 260 x 195mm 528 pages £30.00

Available from your usual supplier or the publisher.

**Wolfe Medical Publications Limited,
3 Conway Street, London W1P 6HE**

ABC OF BRAIN STEM DEATH

CHRISTOPHER PALLIS

The subject of brain stem death still arouses misconceptions—witness the response to the BBC *Panorama* programme on transplantation and brain death. Dr Christopher Pallis has dispelled some of the misconceptions, examined the concepts underlying our ideas of death, and described the practical aspects of diagnosing brain stem death. These articles have been collected into a book together with additional material on the wider aspects of the subject, including some of the neurological controversies.

Price: Inland £6.00;

Overseas £7.50/USA\$13.00

(Inland £5.50; Overseas £7.00/USA\$12.00 to BMA members)

Despatched by air overseas

Payment must be enclosed with order

Order your copy now

From: The Publisher

British Medical Journal, BMA House,

Tavistock Square, London WC1H 9JR

or any leading bookseller

ABC OF COMPUTING

A J ASBURY

Although computers are being widely used in medicine, their possibilities and limitations are still not clear to many potential users. This book, aimed at the non-expert, describes some of the uses of computers in medicine; because most doctors' involvement will be indirect, liaising with computer experts rather than designing systems themselves, the book concentrates on concepts rather than detailed descriptions of how computers work. It provides a useful introduction for the doctor who wants to know how computers can contribute to his practice of medicine.

Price: Inland £5.75; Overseas £8.00*/USA \$14.00*

(Inland £5.25; Overseas £7.50*/USA \$13.00*

to BMA members)

**including air mail postage*

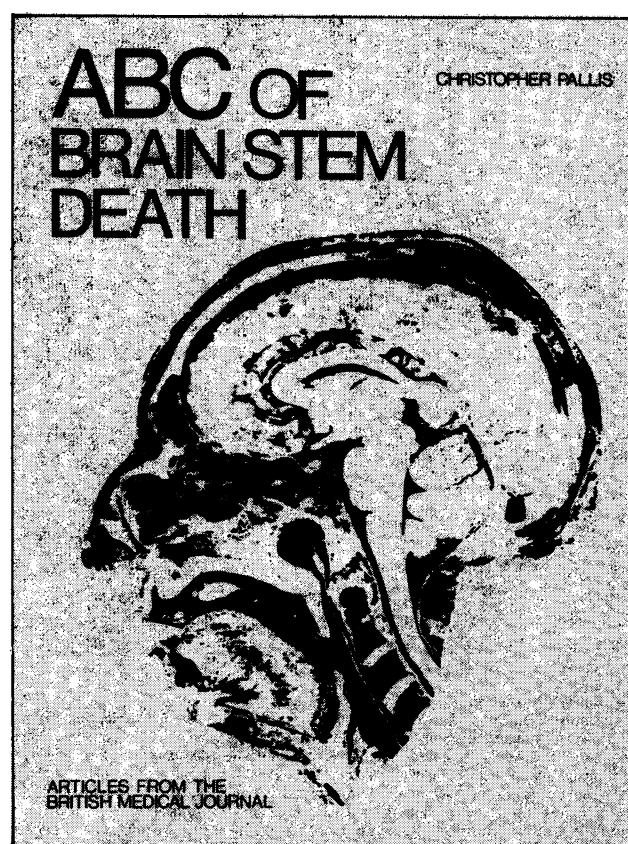
Payment must be enclosed with order

Order your copy now

From: The Publisher, British Medical Journal,

BMA House, Tavistock Square, London WC1H 9JR,

or any leading bookseller



APPROPRIATE TECHNOLOGY

Many of the difficulties of Third World medicine—the effects of poverty, overpopulation, and political unrest—are beyond the individual doctor's control; but what the western trained doctor practising in the developing world can and must do is to adapt his practice to compensate for the absence of sophisticated equipment, trained staff, and expensive drugs. It is wasteful, for instance, to buy elaborate machinery if there is no reliable electricity supply to run it off, or order expensive orthopaedic aids from abroad when, with a bit of ingenuity, effective ones can be made from local materials.


Written by doctors and technicians with first hand experience of the problems, *Appropriate Technology* is a guide to the sensible choice and use of resources, including the purchase and maintenance of operating theatre and laboratory equipment and specialist instruments for cardiology and gastroenterology. It sets out the practicalities of immunisation, rehydration, and transfusion; anaesthetics; obstetric care and child health; sanitation; and the purchase and distribution of drugs, as well as describing workable methods of health education and the use of teaching aids; of maintaining medical records; and of conducting epidemiological surveys and research at low cost.

The British Medical Journal has subsidised this title to make this information widely available at as low a cost as possible.

Price: Inland £2.50;
Overseas £5.00/USA \$8.00
(Inland £2.00;
Overseas £4.50/USA \$7.00
to BMA members), including
postage by air overseas

Please quote membership number

Payment must be enclosed with order



Order your copy now from: The Publishing Manager, BRITISH MEDICAL JOURNAL, BMA House, Tavistock Square, London WC1H 9JR, or any leading bookseller.

WHAT'S A GOOD DOCTOR WITHOUT GOOD DRUGS ?

Good doctors treat patients, not just diseases or symptoms. Diagnosis is their key to selecting the most appropriate treatment, always weighing risks against benefits.

And when it comes to drug treatment, they like to rely on the best products from innovative drug research. They know that ever more effective and safer drugs are indispensable to progress in medicine.